

PATROL LOG BOOK

How to Use This Logbook

Keeping a record of meetings, camping trips plans, adventures and memorable moments is a great way to become a better patrol.

Reviewing the information in your patrol log will help your patrol understand what they should start doing, keep on doing or, perhaps, stop doing.

Your logbook should, of course relate all the fun, adventure and friendship your patrol shares. Be sure to write down all of your achievements and successes, but don't forget to include your flops and failures.

By reflecting on both successes, things that don't go as planned, and things that just didn't work you can avoid past mistakes and make better plans for the next time.

Include a description of the places you visit, what you see there and the conditions you encounter (like the weather).

Print out as many pages as you need for your logbook – here's how to use each of the pages in this document:




Patrol Roster Keep a roster of your patrol members and other important leaders from your troop. Be sure to include contact information.

Meetings Use these pages to track your planning and to keep everyone up to date. There's space for recording who attends the meeting, a checklist where you can record the tasks that need to be accomplished at the meeting, the plans you make, and who will be responsible for carrying them out (there's also plenty of space to keep additional notes of discussions and decisions).




Camping Trips There's record pages for short-term camping trips (one or two nights) and long-term trips (three to seven nights).

Keep a record of who attends the trip, what you may try to do different next time, and note if you forgot to pack something or if a piece of gear needs to be repaired.

Each trip record includes a section titled 'roses and thorns'. To use the rose, thorn, and bud idea; every Scout shares three things;

-  A rose is something good that happened.
-  A thorn is a challenge they encountered
-  A bud is something you'd like to do in the future.

Here's an example of a rose, thorn and bud from one patrol member:

NAME	SHORT-TERM CAMPING TRIP 1	ROSES, THORNS and BUDS
John S.		Swimming was great, I did a backflip!
		We had to get up really early.
		I hope we can do more swimming tomorrow!

Short-term camping records have one 'rose and thorn' page for the whole trip and two pages for additional notes. Long-term camping records have daily 'rose and thorn' pages and a page for additional notes each day.

General Notes There are plenty of blank pages for additional notes. There's a place to title each page, and you can keep track of them by writing that title and page number in the table of contents.

Progress or Record Charts There are a number of progress or record charts you can use to track attendance, rank advancement or anything you like.

PATROL ROSTER

Name	Patrol Job	Phone
1	Patrol Leader	
2	Assistant Patrol Leader	
3	Patrol Scribe	
4	Patrol Quartermaster	
5		
6		
7		
8		

Troop Leaders	Name	Phone
Senior Patrol Leader		
Scoutmaster		

NOTES

This image shows a single sheet of white paper with horizontal ruling lines. The lines are evenly spaced and run across the width of the page. There are no margins, text, or other markings on the paper.

MEETING _____

Attending

Date

--	--	--

1

2

3

4

5

6

7

8

What needs to be done

☐

☐

☐

☐

☐

☐

☐

Plans and decisions

Person Responsible

ADDITIONAL NOTES

SHORT-TERM CAMPING TRIP

DATES: from

--	--	--

to

--	--	--

Location

Attending

1
2
3
4

5
6
7
8

Things to do differently

Gear repairs needed, things to bring next time:

LONG-TERM CAMPING TRIP ____

DATES: from

--	--	--

to

Location

Attending

1

2

3

4

5

6

7

8

Things to do differently

Gear repairs needed, things to bring next time:

LONG-TERM CAMPING TRIP ____ **DAY 1** ROSES, THORNS and BUDS



LONG-TERM CAMPING TRIP ____ **DAY 2** ROSES, THORNS and BUDS



DAY 2 NOTES

















[illegible]

LONG-TERM CAMPING TRIP 1 _____ **DAY 3** ROSES, THORNS and BUDS

DAY 3 NOTES

LONG-TERM CAMPING TRIP ____ **DAY 4** ROSES, THORNS and BUDS



NAME	LONG-TERM CAMPING TRIP ____ DAY 5 ROSES, THORNS and BUDS
	<div><div></div><div></div><div></div></div>
	<div><div></div><div></div><div></div></div>
	<div><div></div><div></div><div></div></div>
	<div><div></div><div></div><div></div></div>
	<div><div></div><div></div><div></div></div>
	<div><div></div><div></div><div></div></div>
	<div><div></div><div></div><div></div></div>
	<div><div></div><div></div><div></div></div>

DAY 5 NOTES

LONG-TERM CAMPING TRIP ____ **DAY 6** ROSES, THORNS and BUDS



LONG-TERM CAMPING TRIP ____ **DAY 7** ROSES, THORNS and BUDS



DAY 7 NOTES

GENERAL NOTES

TITLE

Progress or Record Chart Title

[illegible]